

Aqua- blade

Superior Clearlip
Waterfalls

Aqua-blade
Stunning Displays



always summer

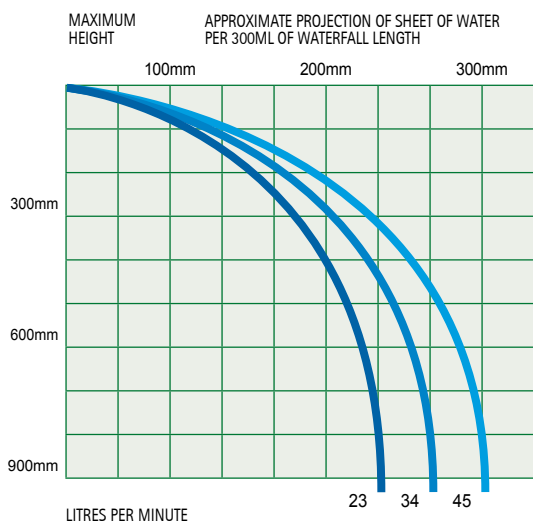
Aqua-blade



Poolrite's range of waterfalls has a model to suit your needs. Not only is there the Aqua-Blade to give you a wall of water but also the Aqua-Rain to provide a multi-spouts feature. Fibre optics can be added to provide a stunning night time display.

Aqua-Blade and Aqua-Rain both feature 'clear lip' construction leaving no painting or hiding of unsightly coloured lips in your feature wall. The clear lip construction enables the waterblade to blend in to any wall regardless of its composition – even if you wish to tile around the Aqua-Blade on your feature wall.

• Specs



- Custom Size Waterblades are available on request, including convex & concave outlets to suit curved walls.



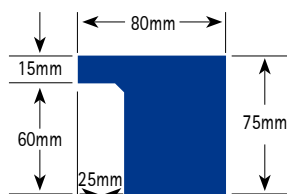
• Specs

SPECIFICATIONS AND MODELS

SERIES			
300	A, B, or C	300mm	LENGTH OF WATERFALL OPENING
600	A, B, or C	600mm	LENGTH OF WATERFALL OPENING
900	A, B, or C	900mm	LENGTH OF WATERFALL OPENING
1200	A, B, or C	1200mm	LENGTH OF WATERFALL OPENING
1500	A, B, or C	1500mm	LENGTH OF WATERFALL OPENING
1800	A, B, or C	1800mm	LENGTH OF WATERFALL OPENING
2400	A, B, or C	2400mm	LENGTH OF WATERFALL OPENING

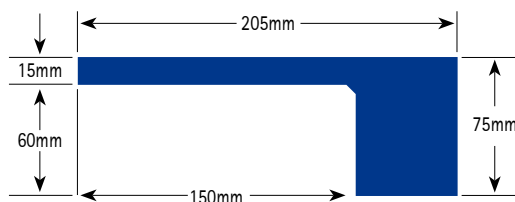
A

25mm lip extension*
Designed to fit existing walls



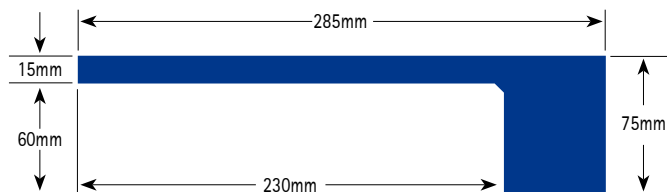
B

150mm lip extension*
Designed to fit single brick walls during construction



C

230mm lip extension*
Designed to fit limestone block walls during construction.



*Lip to be flush to finished wall surface.

Your Local Poolrite Distributor:

